

CHINA BUILDING MATERIAL MAGAZINE

中国建材通讯

• 2018 1 124 •




0815-L0074

2018
T1000



中国建材集团有限公司
China National Building Material Group Co.,Ltd.





2017

3042

111

668

2018

2018

2018


2017

2018

2018

Contents

2018 1 124



1

4 2018

5 T1000

6

7

8

9 2017

2018

11 2018

16 2018

16 2017

19 2018





20

2018

24

2018

27

28

32

38

40 136

42

44 " "

46

14

48

T1000



2018

“

”

“

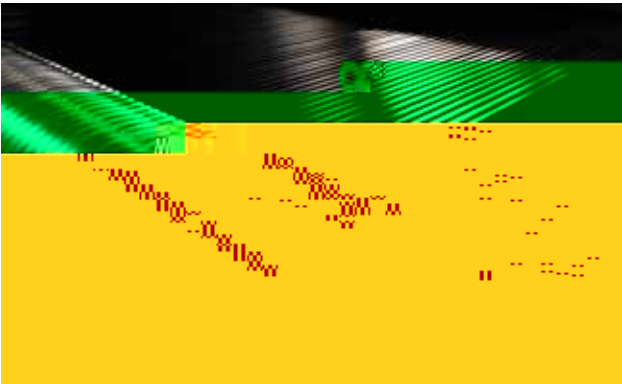
”

“

”



T1000










2017





2017

3042

111

668



+

KPI

" 1"

2017

"

2018

"

"

2018

" 2018

"

"

"

"

"

"

2017

2017

1+1>2

“ ”
“ ”
“ ”



2017

2017



2017

2018

" " " " " "



2018




18

/
450

2018

13



3 7

17

13

99.9%





4



5

2

“

”



...

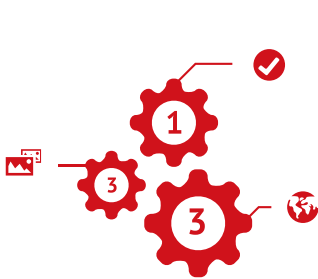
“

”

...

“

”



.....

“

”

1”


“

”

“







2017

" "

39

13

26



• 2017 2

PCP



• 2017
231.52%

20.54%

86%

3

20



•
VI

48

2018

25

98

2018 1 22





• /

T 700 T 800 M30 M35 T 1000
50%

2020



• 5



• 15.3% 2017 11.1% 22.4%



• , 2017

18 10.89



• 300 1.5 55% 1.5GW



23

2017



" " " "

" "

2017

2018



“ “ “ “ “ “ “ “

“ “

2018

3

2018

“ “ “ “ “ “

23

200

2018

124

51

43

2

KPI

KPI

199

" "

"

"

"

" " 136

"

-

-

"

"

"

"

" 1+N"

KPI

S

K

"

"

1 21

2017



“ “

” ”

“ ”

” ”

“ ”

“ ” “ ”

”

”

” ”

65%



"

"

2015 2017

"

6 2020 100

BNBM

10 HOME

54%

50%

"

"

21

"

"

1994

1.

"

"

"

"

"

"

"

"

"

2.

6.5

"

"

PACSOFT

200

4.17%

26.97%

3.

1

4.

"

"

2016

2012

15
Torre Miria

Torre

Miria

3. " "

Nasfund
Nambawan Super

BNBM

170 BNBM
80%

30- 60

BNBM

BNBM

" "

1.

500

93%

2- 3

45- 70

2.

5 140

10

32

70



18
350
" "

2016
3

30
1
2017 5
11 2

2007
2017 11
3 2018

" "

2018
3
100

2015

2016
167% 2017

65% 13% 2015 11
673

85%

" 136"



" 136"

"

"

"

"

"

"

"

"

"

"

"

14 "

"

185

"

"

20

"

"

"

"

2.

"

"

"

"

"

1.

"

"

"

"

2787

" "

— —

— —

" "

2017 11

2012- 2020

"

"

"

"

60%

PTFE

— —

2010

"

" " " "

2016
1.6

“

”

”



	2010	12		2017	
			3.4	18.09%	
4m	9.3	2010- 2016		37.05%	
		50m /m in			
				23	
					13.33%
---		CNG			
"		25.7			
"			2015	8	"
			100%		"
			PE		

“ ”

2011 2012

“

”

2015

“

”

2009 8 - 2013 3

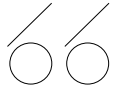
“

”

“

”





“ ”

— — “ ”

“ ”

“ ”

2013 4 29
“ ” 20%

19% 4%

“ ”


- - “ ”

7 1 47% 24%

9 168

43 “ ” 14%

15%



SCF

Mba` de

新春快乐

Happy New Year 2018



新春

快乐

新春快乐

